

MPS Stop and Search Monthly Report

File created on: 1/22/2024 4:13:53 PM

MPS Stop and Search Dashboard

Click the buttons below to go to the corresponding dashboard tab.

[Stop & Search Summary](#)

Overview of key performance metrics

[Stop & Search Volumes](#)

Volume of searches by data, location, stop reason, and outcome

[More Thorough Searches: Intimate Parts Exposed](#)

Volumes of 'More Thorough Searches' by Ethnicity, Age, and Sex
Includes counts of where 'intimate parts' were exposed

[Data Definitions / Sources](#)



Please click the above icon to
access the record level datasets via London Datastore

Please click here to submit a Freedom of Information request

[Stops Demographics](#)

Demographic details (age, sex, ethnic appearance) of people searched
Presented by Volume and Rate per 1,000 population

[Proportionality: Stop Reason](#)

Comparison of monthly totals of searches, broken down by the Stop Reason, by Ethnicity
Presented by Volume and Rate per 1,000 population

[Proportionality: Stop Outcome](#)

Comparison of monthly totals of searches, broken down by the Stop Outcome, by Ethnicity
Presented by Volume and Rate per 1,000 population

[User Guide](#)



Please click the above icon for
technical advice or to report an issue with the dashboard

Data Definitions / Sources



METROPOLITAN
POLICE

These are the latest stops and searches figures as of the date of extract shown on cover page.

The Borough shown is location of search and not necessarily the borough of the officer conducting the search.

The ethnicity of persons stopped and searched within the central London area are unlikely to reflect the resident population due to large numbers of both British and foreign tourists in this region.

Source: **CRIMINT**

Stop and Search (S&S)

When an officer stops a member of the public and searches them when certain conditions have been met. Search powers fall under different areas of legislation which include searching for stolen property, prohibited articles namely offensive weapons or anything used for burglary, theft, deception or criminal damage, drugs

More Thorough Searches

As defined by the College of Policing, this is a search involving the removal of more than JOG (jacket, outer coat, gloves)

Legislation: PACE - Code A, paragraph 3.7

More Thorough Searches Intimate Parts Exposed

Follows the definition above for More Thorough Searches however that exposes intimate parts of the body.

Section 60 Criminal Justice & Public Order Act 1994 (s. 60)

Where an authorising officer reasonably believes that serious violence may take place or that persons are carrying dangerous instruments or offensive weapons without good reason they may authorise powers for officers in uniform to stop and search any person or vehicles within a defined area and time period

This report uses 20XX Census data. This is held in 18+1 format and the recorded ethnic appearance of the Stop/Search (4+1) must be mapped to the appropriate 18+1 Census categories. The categories are mapped as follows

White = White British, White Irish, White Gypsy or Irish Traveller, and any other White Background
Black = Black or Black British, Caribbean, African, Mixed White and Black Caribbean, Mixed White and Black African, and any other Black Background

Asian = Asian or Asian British Indian, Pakistani, Bangladeshi, Chinese, Mixed White and Asian, and any other Asian background.

Other: = Arab, and any other Ethnic Group

Please note that for Self Defined Ethnicity (SDE), we cannot compute rate per population, since we only hold data where person searched states a SDE

PACE and Other Stops and Searches

Stops and Searches under PACE (Police and Criminal Evidence Act) S23 Drugs Act, S47 Firearms Act, plus a very small number not included in the other categories (e.g. s27(1) Aviation Security Act 1982 or S7 Sporting Events (Control of Alcohol) Act 1985)

Positive Outcomes

Any outcome other than 'No Further Action (NFA)'. The Positive Outcome rate is determined by dividing the number of positive outcomes by the total number of searches

NB From 1st March 2018, the MPS began to adopt the use of Community Resolution to deal with offenders previously issued a Cannabis/khat Warning



It is best to view the dashboard in "Full Screen" mode. Click the bottom right corner of your browser. You can adjust "zoom" settings in the browser or by clicking "Ctrl" and "+" or "-" keys to zoom in or out.

There are 6 data tabs in this dashboard:

Stop and Search Summary: Overview of key performance metrics.

Stop and Search Volume: Tab showing the Volume of stops and search by location. Please note that charts are interactive and can be used as filters when selected.

More Thorough Searches: Volumes of 'More Thorough Searches' by Ethnicity, Age, and Sex. Includes counts of where 'intimate parts' were exposed.

Demographics: Demographic details (age, sex, ethnic appearance) of people searched. Presented by Volume and Rate per 1,000 population.

Proportionality: Stop Reason: Comparison of monthly totals of searches, broken down by the Stop Reason, by Ethnicity. Presented by Volume and Rate per 1,000 population.

Proportionality: Stop Outcome: Comparison of monthly totals of searches, broken down by the Stop Outcome, by Ethnicity. Presented by Volume and Rate per 1,000 population.

You can navigate to them either by clicking corresponding tile on the coversheet or selecting the appropriate tab at the top ribbon of the dashboard.

Every tab in the dashboard is designed following similar logic has similar functionality to make it more user friendly.

At the top you find filters for time period, and other breakdown options or visualisation options.

Simply make your selections and visuals will update automatically.

Similarly, some visualisations are interactive and act as filters. Simply select the portion of visualisation you are interested in and it will apply as a filter. To de-select - click on the portion again.

MPS Stops and Search Summary: 12 Months

(data last refreshed on 10/01/2024 16:28:35)



Apply these filter(s) to update the visuals

BCU or Borough View? BCU

Duration of Interest 12 Months

Monthly Trend (CP vs pp)

Current Period

Last Year

Stops i

152,393 stops recorded

-35,606 (-18.9%)

FEWER than previous period

Positive Outcomes i

43,788 positive outcomes recorded

-9,404 (-17.7%)

FEWER than previous period

Positive Outcome Rate h

28.7%

Positive Outcome Rate

AN INCREASE of +0.4 ppt

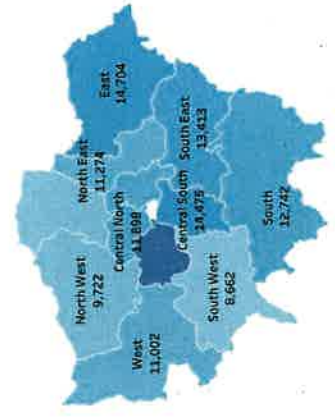
NFA Stops i

108,605 NFAs recorded


-26,202 (-19.4%)

FEWER than previous period

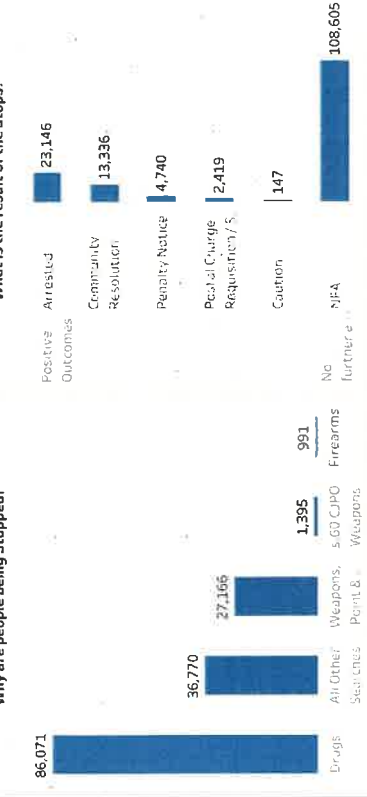
Where are people being Stopped?



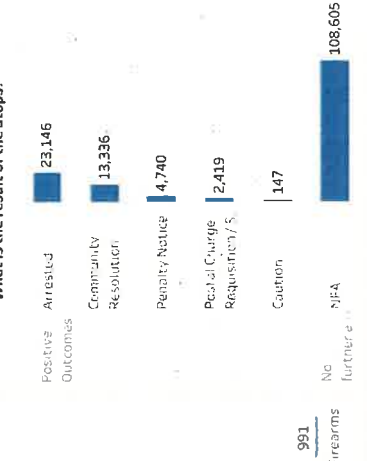
How have Stop Volumes changed?



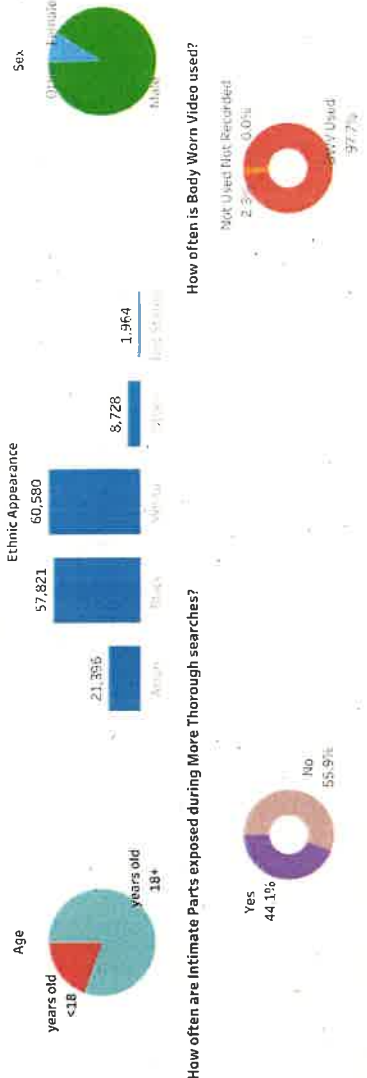
Why are people being Stopped?



What is the result of the Stops?



What are the demographics of those searched? (excl. vehicle-only searches)





MPS Stop and Search Volumes

(data last refreshed on 10/01/2024 16:28:35)



Apply these filter(s) to update the visuals

Select Date Range
All values

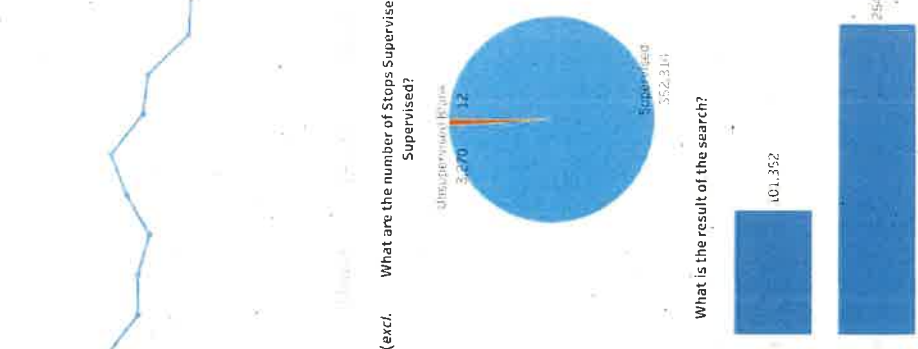
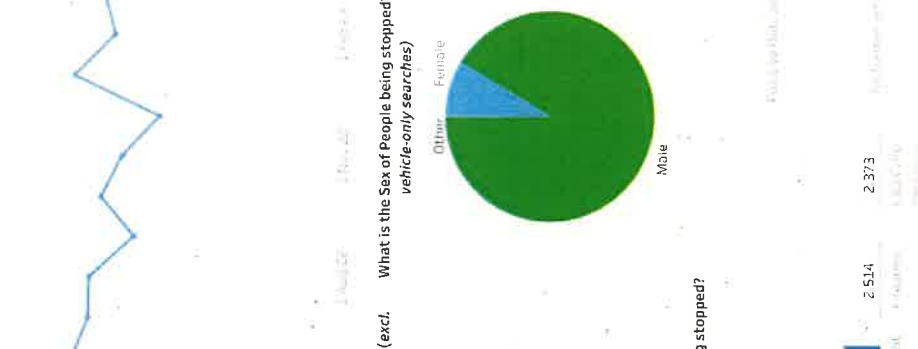
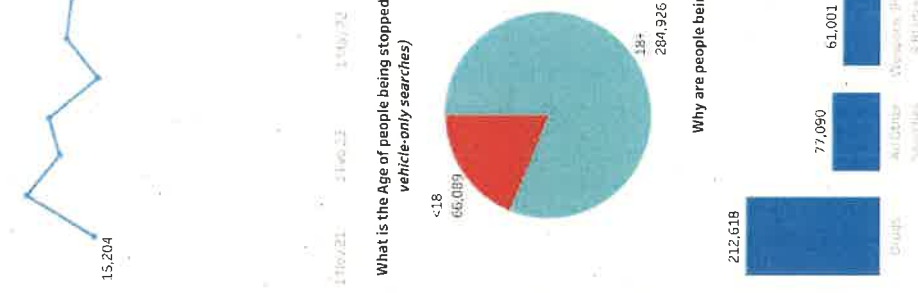
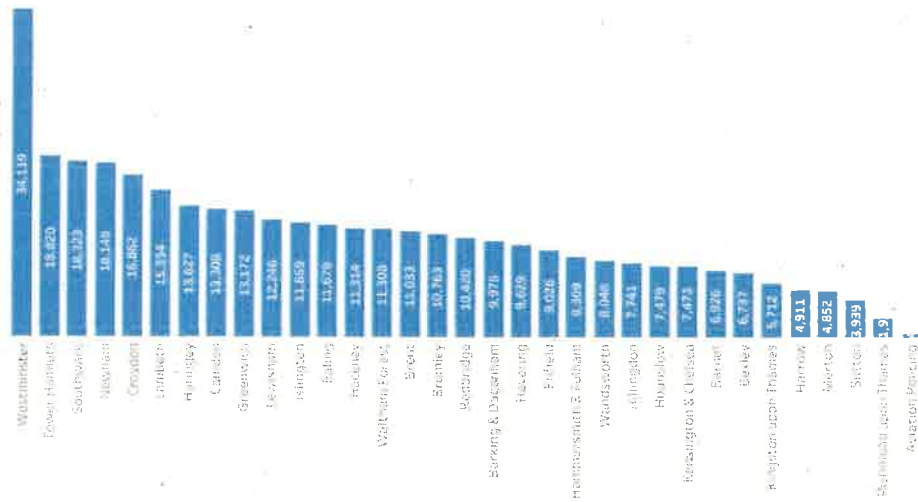
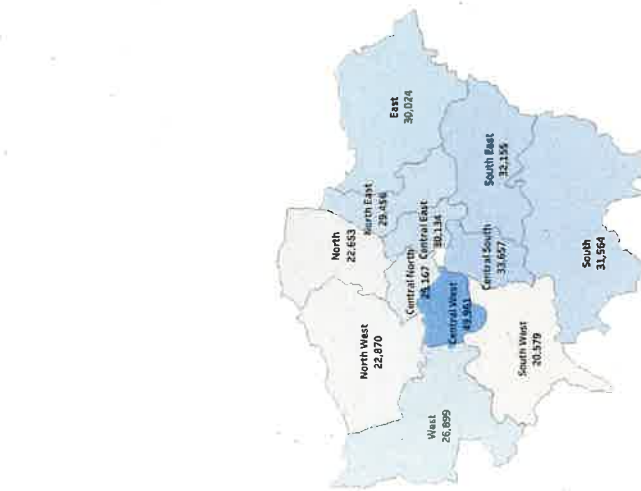
Comparison Period (Daily/Monthly)
Monthly

Summary: Tab showing the Volume of stops and search by location. Please note that charts are interactive and can be used as filters when selected.

What are the number of Stops and Search by Location?

What is the volume of Stops and Search by Borough?

What is the trend in the volume of Stops?





More Thorough Searches with Intimate Parts Exposed (excluding vehicle only searches)



(data last refreshed on 10/01/2024 16:28:35)

Daily or Monthly View?
 Monthly

Apply these filter(s) to update the visuals
 Select Date Range
 All values


What are the Outcomes of MTIPS?

Positive Outcomes	1,258	400
Arrested	6	
Caution (simple or condit...	279	356
Community resolution	282	
Penalty Notice (PND/FPN)	186	
Postal Charge Requisition...	2,011	300
Total	1,899	250
No further action	1,899	250
Total	3,910	

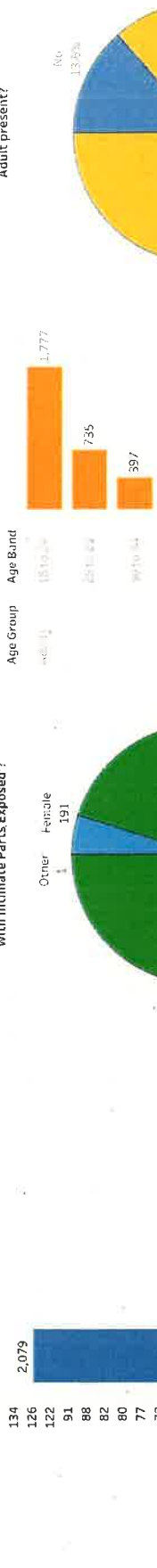
Where are the MTIPS occurring?

Westminster	295
Southwark	256
Lambeth	252
Tower Hamlets	236
Brent	203
Islington	202
Croydon	194
Lewisham	179
Greenwich	167
Camden	158
Ealing	153
Hillingdon	138
Hounslow	135
Newham	134
Hackney	126
Barnet	122
Haringey	91
Hammersmith & Fulham	88
Havering	82
Redbridge	80
Waltham Forest	77
Enfield	72
Harrow	72
Kingston upon Thames	67
Barking & Dagenham	62
Kensington & Chelsea	62
Wandsworth	54
Bexley	43
Bromley	39
Sutton	37
Merton	15
Richmond upon Thames	13
Aviation Policing	6
Total	3,910

Are MTIPS increasing?



What are the number of MTIPS by Ethnic Appearance?



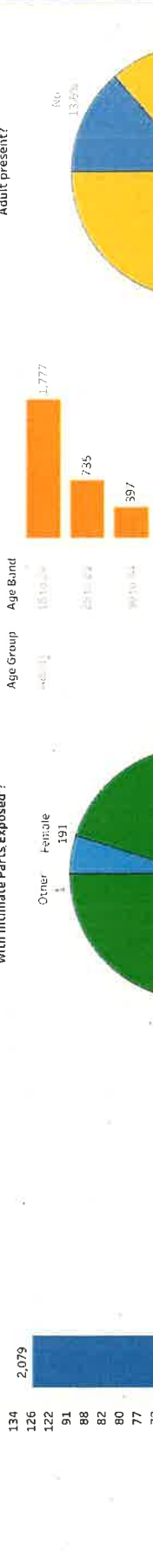
What is the Sex of people 'More Thoroughly Searched with Intimate Parts Exposed'?



How old are the people being searched?



Where person was under 18, was there an Appropriate Adult present?





Demographics (excluding vehicle only searches)

(data last refreshed on 10/01/2024 16:28:35)



METROPOLITAN POLICE



Apply these filter(s) to update the visuals

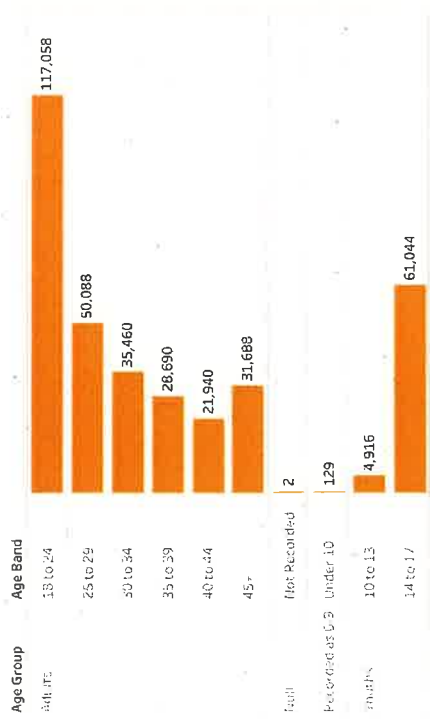
Select Date Range
All values

BCU of Stop
All

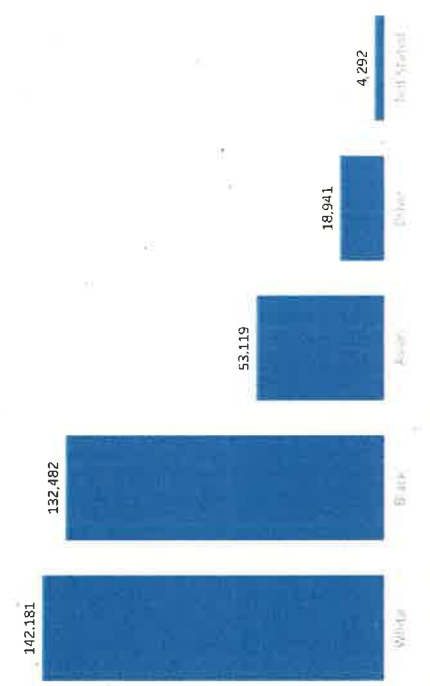
Borough of Stop
All

Present by Volume or per 1,000 Population?
 Volume
 1,000 Population

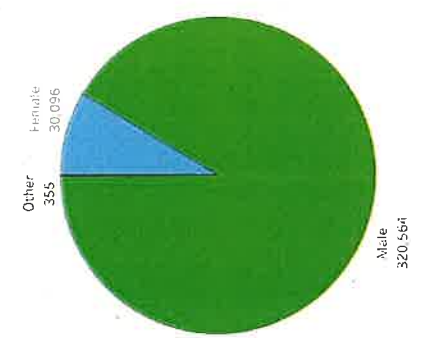
How old are the people being stopped?




What are the number of Stops by Ethnic Appearance by Volume?



Are males searched more often?



What are the Reasons for Stops by Volume?



What are the Outcomes by Volume?

